

A. I. Tatarkin

**Doctor of Economics, Professor, member of the Academy of Sciences
Institute of Economics, Ural Branch of the Russian Academy of Sciences**

R. M. Safuanov

**Ph.D. in Economics, associate professor
Ufa State Academy of Economics and Service**

THE ROLE OF INSURANCE SERVICES SCOPE IN THE ECONOMY OF THE REGIONS

The article discloses the peculiarities of forming the contribution of the region's insurance sector in the gross regional product (GRP). The algorithm and the stages of transformation of cash flows in the system of insurance services reproduction and forming the GRP have been considered. It has been found that added cost which is formed at the stage of producing the insurance product is quantitatively formed in the process of value distribution. Certain suggestions have been formulated to improve the methodology of assessment of the contribution of the «Financial Corporations» sector and the «Insurance Corporations and Pension Funds» subsection.

Keywords: gross domestic product, gross regional product, total output, intermediate consumption, added cost, insurance, insurance market, insurance product, insurance services, insurance premium, insurance reserves, policy holder, profit maker

The problem of determining the place and role of insurance in the economy of the regions is a key to reforming the insurance sector and creation of objective conditions for sustained economic growth of the insurance market. Increasing interest in this problem manifests as growth both in the number of publications and in many aspects of scientific approaches to solving it, in some cases leading to contradictions in the part of the conceptual and scientific techniques, methods and ways of its structuring and quantitative identification.

Without stopping on the analysis of existing points of view on the content and methodological approaches to assessing the role of insurance in the economy of the regions, we will name the main indicators of its quantitative identification — participation in the overall gross output and gross regional product (GRP), and the intensity of its development — gross output and gross value added areas of insurance services per capita. It also should be noted that in accordance with the uniform methodology for calculating the gross regional product,

developed by the Federal Service of State Statistics (FSSS), insurance refers to the industry producing market services [3].

Basing on the fact that the GRP is defined as the sum of value added of resident units of various industries ($ДC_k$) stands as a generalizing indicator of the regional development level, we will have a closer look at how it affects the insurance industry. Value added of the industry, defined as the difference between the cost incurred in the reporting period, the goods and services (BB_k) and the cost of goods and services consumed in the same period in the production process — intermediate consumption ($ПП_k$):

$$ВРП = \sum_{k=1}^m ДC_k = \sum_{k=1}^m BB_k - \sum_{k=1}^m ПП_k. \quad (1)$$

However, based on the provisions of currently applied methods for determining the gross regional product for the sub-sector, «Insurance corporations and pension funds» of the «Financial Corporations» sector, we give the refined formula that reflects the

specific form of value added of the insurance sector ($ДС_{CC}$):

$$ДС_{CC} = \left(\begin{aligned} & \left(\sum_{i=1}^n \Phi ЗСП_i - \sum_{i=1}^n CB_i^1 \right) + \\ & \left(\sum_{i=1}^n ДИ_i^{CTP} + \sum_{i=1}^n СПУ_i - \sum_{i=1}^n \Delta AP_i \right) - \\ & - \sum_{i=1}^n ПП_i, \end{aligned} \right) (2)$$

где $\sum_{i=1}^n \Phi ЗСП_i$ — actually earned insurance premiums, that is the part payable in the current or previous periods of insurance premiums, which is providing coverage of risks which occurred during this reporting period. It is not equal to the insurance premiums actually payable during the reporting period, as only part of the period to which each individual award is related, may be the same reporting period in which they are payable. Pre-payment of premiums, which is part of the premium covering the risks of the follow-up period or periods, is included in the technical reserves [3]. Thus, the total amount of actually earned insurance premiums is equal to receivable premiums minus the sums of changes in reserves due to advance payments of premiums:

$$\sum_{i=1}^n \Phi ЗСП_i = \sum_{i=1}^n СП_i - \sum_{i=1}^n \Delta РНСП_i, (3)$$

where $\sum_{i=1}^n СП_i$ — is the amount received during the period of insurance premiums for the i-th insurance groups; $\sum_{i=1}^n \Delta РНСП_i$ — the change of the unearned insurance premiums reserve (UIPR) on the i-th insurance groups for the account period; $\sum_{i=1}^n CB_i^1$ — amount of insurance payments on the i-th insurance groups, for which the payment period is within the account period¹, determined by the formula:

$$\sum_{i=1}^n CB_i^1 = \sum_{i=1}^n CB_i + \sum_{i=1}^n \Delta ПЗНУ_i + \sum_{i=1}^n \Delta РПНУ_i, (4)$$

where $\sum_{i=1}^n CB_i$ — amount of insurance payments on the i-th insurance groups; $\sum_{i=1}^n \Delta ПЗНУ_i$ — total

change in reserves of reported but unsettled losses in the i-th insurance groups; $\sum_{i=1}^n \Delta РПНУ_i$ — total change in reserves for incurred but not reported losses for the i-th insurance groups;

$\sum_{i=1}^n ДИ_i^{CTP}$ — amount of additional income from the investment of insurance technical reserves;

$\sum_{i=1}^n СПУ_i$ — income from the provision of related (ancillary) services; $\sum_{i=1}^n \Delta AP_i$ — increase of the actuarial reserves amount² and reserves for

insurance with participation in profits; $\sum_{i=1}^n ПП_i$ — the sum of intermediate consumption, which includes compensation to insurance intermediaries (agents and brokers) for the conclusion of insurance contracts, payment for services of actuaries, medical organizations, lawyers, appraisers, collectors and other experts, fees for the production of insurance certificates (policies), strict accounting forms, receipts and other documents for consultancy, mediation and other services related to investment management, costs associated with the storage, maintenance and evaluation of the property which is located in pension reserves³.

Thus, assessing the contribution of insurance sector in the formation of the GRP, in the first place, let us study the fundamental building blocks, basing on the theory of circulation of cash flows in the system of social reproduction (Fig. 1).

When considering the role of the insurance market in the formation of GRP, in the first place we note the duality of the economic content of cash flows in the insurance sector: for insurers, they will act as part of the formation of gross output, and for insurers — as an element of intermediate consumption and (or) distribution of net (disposable)

When considering the role of the insurance market in the formation of GRP, in the first place we note the duality of the economic content of cash flows in the insurance sector: for insurers, they will act as part of the formation of gross output, and for insurers — as an element of intermediate consumption and (or) distribution of net (disposable)

² Reserves formed according to the standards that result from actuarial calculations from the holders of life insurance policies for damages caused by the death of owners. Dictionary of business terms — biznestermin.ru › biz11367.html.

³ Not referred to intermediate consumption: remuneration paid to reinsurance contracts, co-insurers payments for coinsurance contracts. Because these are flows within a single sector (and subsectors) in the accounts of the SNA they are consolidated and are not recognized; contributions to the provision reserve of preventive measures, fire protection funds created by insurance companies. Methodological Guidelines on Statistics, Vol. 1, Ch. 7 «System of National Accounts». Federal State Statistics Service of Russia. Moscow, 1996.

¹ Insurance payments are becoming such when the insurance event occurs giving ground to reasonable demands; they are equal to the actual sum payable in the account period and changes of provisions reserves for outstanding claims.

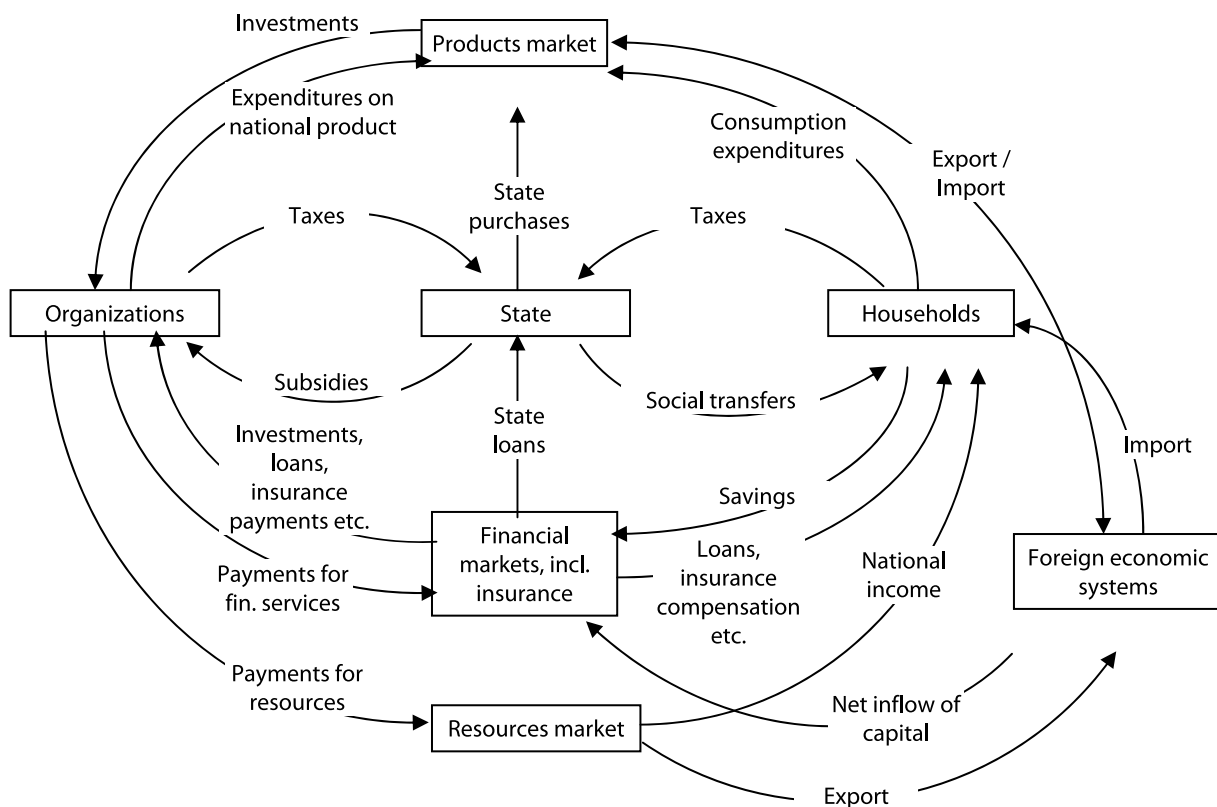


Fig. 1. Simplified diagram of the circuit of cash flows in the system of social reproduction

income. At the same time, sources of funds for the purchase of insurance services will be different for insurers — legal entities and insurers — individuals. For the first category of insurers, the sources of funds include the following: cost of goods (works, services) and income, as defined in the SNA monetary sources of intermediate consumption (Table 1).

So, according to the Order from the Ministry of Finance 06.05.1999 № 33n «On approval of accounting pronouncement «Costs of the organization», Accounting Pronouncement 10/99 [2], paragraph 253 of the Tax Code of the Russian Federation [1], payments for voluntary insurance of property refer to expenditures on ordinary activities as other costs. It should be noted that in addition to voluntary insurance of property for tax purposes of organization's profits may also take into account the costs of voluntary insurance (Private Pensions) employees (point 16 of Article 255 of the Tax Code), as well as the cost of compulsory insurance by the legislation of the Russian Federation, according to point 2 of Article 263 of the Tax Code (see Table 1). For policyholders — individuals source of economic emergence and reproduction of insurance will be the personal income (wages, pensions, scholarships, grants, etc.), defined as the distribution of net (disposable) income.

Basing on the provisions of the existing legislation [1], it should be noted that the costs of business entities to insure the interests of workers and facilities of the property, although paid by the employer but are eventually recognized as labour costs of employees, thereby acting indirectly part of the primary distribution in the final, after all, taking the form of the distribution of net (disposable) income.

Consequently, in terms of consumer insurance services, insurance costs have a dual content:

- Intermediate consumption — if the end user is a legal person;
- Consumption as a result of the distribution of net (disposable) incomes — if the end user is an individual act.

Summarizing the intermediate results, we note that the original owners of disposable incomes may turn them into cash income of insurance companies through insurance contracts. In this case, a part of the disposable income of a certain part of it goes to the purchase of insurance services.

Let us consider how the cash flows in the system of social reproduction of insurance services and the formation of GRP are being formed and distributed (Fig. 2).

In the first phase — the acquisition of insurance services — the phase of exchange is implemented,

Table 1

Sources of funds for the reproduction of insurance services

Contractual agreements	Production cost	Profit
Contracts for voluntary property insurance	Upon condition that the subject of a voluntary insurance contract are: 1) means of transport (water, air, land, pipeline); 2) goods; 3) fixed assets for production purposes, intangible assets and assets under construction (including leased); 4) risks associated with the implementation of construction works; 5) inventories; 6) agricultural crops and animals; 7) other property; 8) liability for injury or liability under the contract, if such insurance is a condition for implementation of the activities of the taxpayer in accordance with international obligations of Russia, properties or requirements of generally accepted international requirements	Under voluntary insurance of property contracts not listed in the list of contracts, the cost of which is included in the cost of production (works, services)
Contracts for voluntary private pension assurance	Under the condition of the pension scheme which provides accounting of pension contributions to accounts of participants registered private pension funds, and (or) the voluntary pension insurance at onset of the participant, and (or) the insured person's pension foundations under legislation of the Russian Federation, which permits the establishment of pension according to the state pension and (or) the retirement pension assurance, and during the period of pension foundations. At the same time the non-state pension contracts should provide the payment of pensions until the exhaust of the personal account of the participant, but for at least 5 years of life, and contracts of voluntary pension insurance — pensions for life	a) In case of failure to provide the conditions necessary to assign costs to production cost; b) Part of the aggregate amount of employer contributions exceeding 12 percent of the cost of labour
Contracts for voluntary life insurance	Concluded for a period of not less than 5 years with the Russian insurance companies, licensed to conduct appropriate activities, and during those 5 years not providing any insurance claims, including in the form of rent and (or) the annuity, with the exception of insurance payments in cases of death and (or) damage to the health of the insured person	a) In case of failure to provide the conditions necessary to assign costs to production cost; b) Part of the aggregate amount of employer contributions exceeding 15 000 rubles per year, calculated as the ratio of the total amount of premiums paid on these contracts to the number of insured workers
Contracts for voluntary personal insurance of employees	Concluded for a period of not less than 1 year, providing payment for medical expenses of insured employees by the insurer; providing payment only in cases of death and (or) damage to the health of the insured person	a) In case of failure to provide the conditions necessary to assign costs to production cost; b) Part of the aggregate amount of employer contributions exceeding 6 percent of the cost of labour
The cost of mandatory types of insurance (set by the legislation of the Russian Federation)	Included in other expenses within the limits of insurance rates, approved in accordance with the requirements of Russian legislation and international conventions. In case if these tariffs are not approved, the costs of compulsory insurance are included in other expenses in the amount of actual costs	—

coupled with the formation of monetary value and price of insurance services, the conversion of real disposable income of the insured in the insurer's profit, burdened by financial obligations for which the insured person needs to be satisfied with the security pledge of the insurer for reimbursement of losses of the insured in the case of an insured event [4].

However, it should be noted that the formation of the monetary value of insurance services based on the calculation of tariff rates (gross rates), grounding its expected value, while the actual sale price is set at the conclusion of the contract. The cost of an insurance service is an objective value while selling price is created under the influence of several

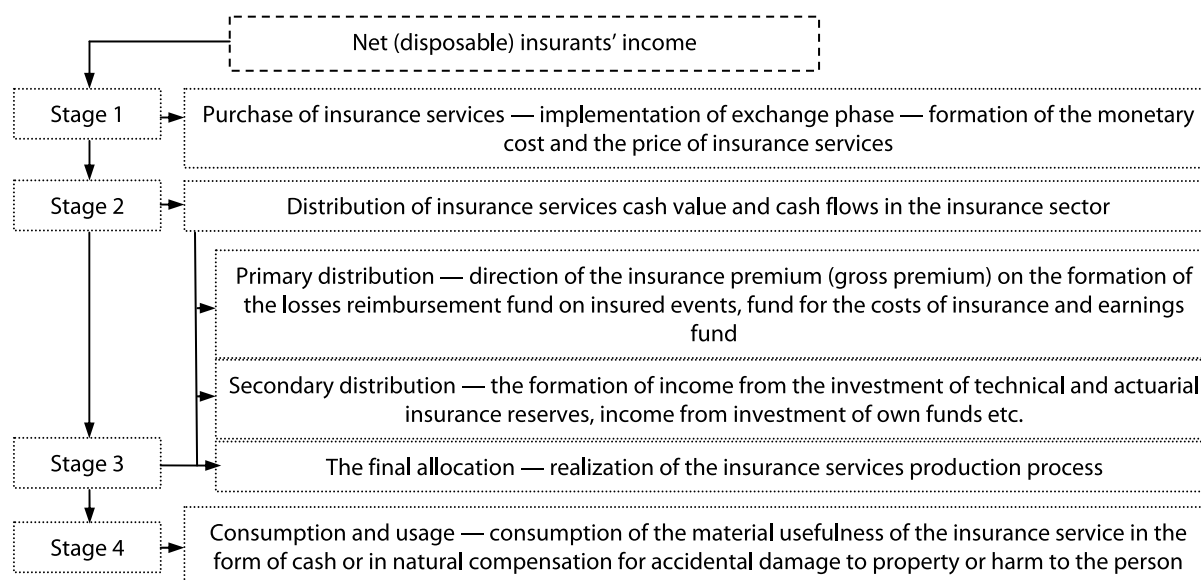


Fig. 2. Stages of formation and distribution of cash flows in the system of social reproduction of insurance services and the formation of GRP

factors: market conditions, pricing, interest rates, banks, etc. Maximum prices are determined by the needs of policy holders and the minimum — by the need to keep the equivalence relations between the insured and the insurer. Consequently, the composition and structure of cash income of the insurer is determined by two interrelated economic processes:

- Meeting the needs of policyholders in insurance protection against accidentals;
- Financing the activities of insurance companies.

Thus, at the stage of sale of insurance services, the first element is formed, it is involved in the formation of value added — the amount received during the period of insurance premiums for the i -th insurance groups $(\sum_{i=1}^n C\Pi_i)$, which represents the valuation of insurance services.

In the second phase — the phase of reproduction — the distribution of cash value insurance and cash flows in the insurance sector occur. Primary income in the insurance services are formed by the redistribution of net disposable income of the insured, received by the insurer in the form of premiums (premium).

Let us consider the distribution phases of money income of insurers, reflecting the formation of primary, secondary and final income.

Primary distribution suggests the direction of the insurance premium (gross premium) on the formation of:

1. fund of incurred losses reimbursement of insurers when the insured event occurs — the insur-

ance and actuarial reserves, which represent potential income¹ of the insurer upon the occurrence of insured events.

2. fund for reimbursement of an insurance business: payment of material costs (fuel, office supplies, inventory, etc.), labour costs of employees (including compensation to insurance intermediaries for insurance contracts), third-party service organizations (actuaries, lawyers, appraisers, etc.), rental payments to land owners and other real estate, interests to banks and other holders of money capital etc. Thus, during the initial distribution potential revenues of production factors owners are being generated, forming a consumable element of GRP calculation — reserve funds for the conduct of the case — the sum of intermediate consumption (III).

3. fund of income², including two types of income — potential income for expanded production and the potential personal income of the owner in the form of dividends (see Fig. 3).

After the initial distribution of money income of the insurer, the process of redistribution begins, i.e. of secondary income formation. This, above all, is an income formation from investment of technical

¹ Here and henceforth the term «potential income» is used on the position that the building blocks of economic resources at different stages of reproduction (stages, phases) by the objective of the present circumstances can take a variety of states and be treated as a potential (i. e. as possible or highest possible) depending on the likelihood of an insured event occurrence.

² In insurance, the term «profit» is used conventionally, because insurance companies do not create the national income, but only participate in its redistribution.

Insurance premium (gross premium)					
Net premium			Load		
Risk fee	Savings (funded) deposit	Risk (warranty) allowance	Potential income of production factors owners	Income	
Potential income of the insured when the insured event occurs				Potential revenue on expanded production	Potential income of the owner in the form of dividends

Fig. 3. Primary distribution of incomes in the system of social reproduction of insurance services

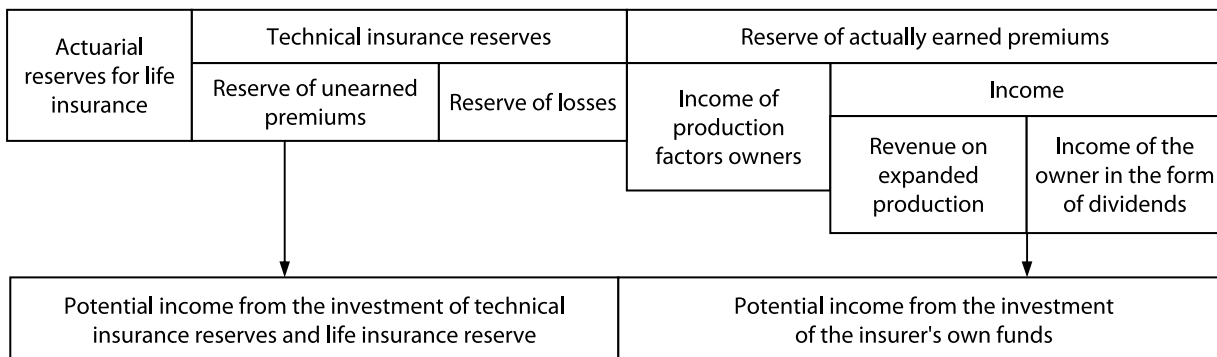


Fig. 4. Redistribution of incomes in the primary system of social reproduction of insurance services

and actuarial insurance reserves, income from investment of own funds etc. The accrued technical and actuarial insurance reserves are invested into various financial and nonfinancial assets (such as securities or real estate) to receive investment income (Fig. 4).

The income from investment of technical and actuarial insurance reserves is included into the income from interest, dividends and other income from equity. In the calculations of output of insurance services, they are considered as additional insurance premiums. However, it should be noted that the formation of the SSA should not be considered income from investments, not insurance-related technical and actuarial reserves, as well as revaluation surplus (markdown) of investments on the difference between nominal and purchase price of acquired securities, income from the provision of the use and sale of insurance companies' property [3].

Thus, at this stage the second lucrative element involved in the formation of gross regional product is being formed — the amount of additional income from the investment of insurance technical reserves

$$\left(\sum_{i=1}^n ДИ_i^{СТР}\right).$$

Next comes the third stage of the income distribution — the final distribution due to the implementation process of production of insurance serv-

ices as such, the occurrence / absence of appropriate compensation for loss of insurers, entailing the emergence of a cash income of the insured if the insured event occurs, or — the insurance carrier in the absence of facts that the insurance case occurred within the insurance period as stipulated in the contract (Fig. 5).

Therefore, we can state that the implementation of the third stage of money income distribution in the insurance field is defined by third phase of the GRP reproduction — production of insurance services interconnected with the compensation of losses on insurance cases.

The phase of insurance services production is a logical extension of the exchange phases (signing insurance contracts) and the distribution, which objective condition is occurrence of the insured event, entailing the production of insurance claims.

The process of the insurance payment is based on the need to establish that the insured event, its causes and circumstances, to determine the amount of damage or injury caused by this incident to insured property or person, to define the person who is about to get the insurance compensation. Only after the identification of these factors on compliance with the terms of the insurance contract, the insurer makes insurance payment (or does not, if anything does not match the terms of the contract of insurance) [4].

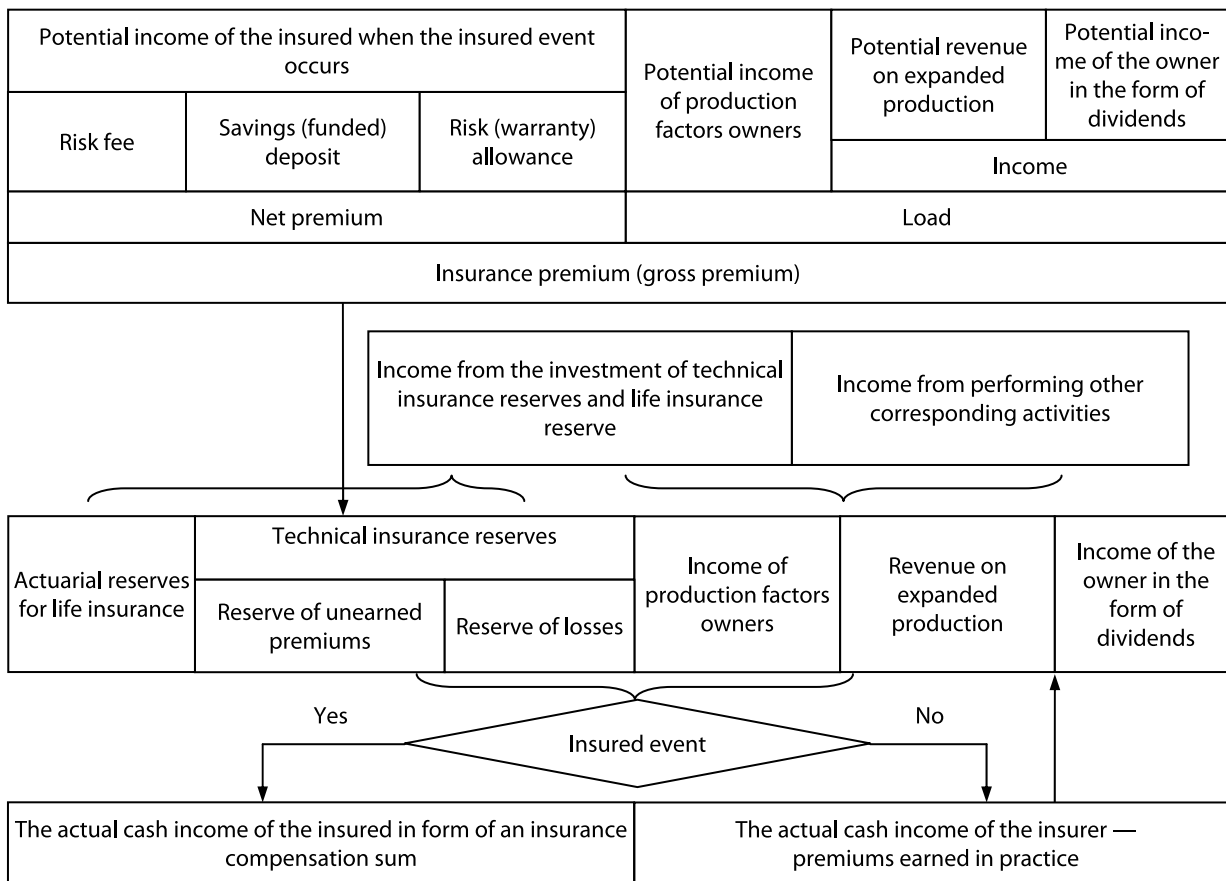


Fig. 5. The final distribution of incomes in the system of social reproduction of insurance services

Insurance compensation (provision) is a proprietary (economic) profitableness of the insurance service to the insurance policyholder, insured person or beneficiary [4]. Its usefulness lies in the fact that it provides an implementation of the general purpose of insurance — to meet the security needs (protection from exposure to various adverse factors).

However, it should be noted that the phase of production is not always present in the process of creating added value of the insurance sector. So, if an event stipulated in the contract in terms of insurance has not occurred, the insurance premiums, bypassing the phase of production, take the form of actually earned premiums of the insurer once getting to the final stage of distribution.

Undoubtedly, the final distribution of cash income in the insurance sector is the basis of the last stage — the consumption and use — involving only material consumption of the usefulness of insurance services in the form of cash or in natural compensation for accidental damage to property or injury to person caused by specified events. Natural compensation is consumed, and the money compensation is used. In the risk insurance (not life insurance), the

insurance payment is to be received only by those whose insured property, person, or civil liability were damaged by specified random events. Property interests of policyholders, insured persons who are not affected by these events, are not compensated with insurance payments. Consequently, in terms of risk insurance, the person who does not receive insurance money because of no insurance event, are using only psychological (intangible) utility which was paid with their contributions throughout the period of insurance, feeling oneself comfortable with awareness of the protection of their interests being insured against accidental hazards. In the accumulative insurance — life insurance — both utilities of the insurance product are consumed and used, namely:

1) During the whole period of insurance, an insured person uses psychological (intangible) usefulness, for example, comfortable waiting for the coming of the insurance sum to be received with the interests accrued on it;

2) At the end of insurance term and matching the subject to the terms of insurance the insured (the insured himself or otherwise) is receiving a payment of insurance coverage, which includes the agreed sum insured and the interest on it [4].

Thus, the cash flow of the insurance sector of the economy is redistributive by nature, predetermining the specificity of formation, distribution and use of value added during the course types and forms of the individual components of cash flows circulation in the system of social reproduction in the insurance market.

If we look at insurance as at means and tools to achieve maximum impact on the functioning of the regional economic system, which universal indicator is the GRP, it is necessary to highlight that part of the GRP, which is actually formed by the insurance sector.

Developing further the logic of this problem consideration, we think it to be appropriate to introduce such a category as “insurance capacity”, which refers to the ability to achieve the maximum share of “insurance component” in the GRP, realized through the use of insurance and investment factors of economic growth.

The subsequent study was carried out as part of the triune approach, involving:

- Clarification of the element-by-element structure of the “insurance capacity” with the highlight of components that have significant effect on its value;

- Assessment of the level of each component taken into consideration and quantification of the extent of its impact on the level of insurance capacity;

- Development of a consolidation methodology of the elements of an insurance potential into an integrated indicator of its assessment with the quantitative identification of “insurance component” in the gross regional product.

Alongside with that, it is necessary to note the following peculiarities of forming the instruments for assessing the role of the insurance sector in the economy of the region:

- as a criterion for assessing the potential of the insurance area in the growth of GRP, the measurement of “insurance component of the GRP” is adopted through the establishment of factors (parameters) that determine the growth of value added of this economy sector;

- The assessment of “the insurance component of the GRP” is methodologically based on the use of national accounting systems, element-wise consideration of the GRP on annual basis with a specification of the formation stages and the redistribution of value added of the insurance industry;

- to ensure the accuracy of the assessment results, the officially available statistics data provided by the Federal Service for Insurance Supervision (FSIS), the Federal Service of State Statistics (FSSS) and its territorial offices of the Republic of Bashkortostan (TO FSSS of RB) were adopted as an informational basis;

The lack of statistical data on changes in reserves for unearned premiums, reported but unsettled losses and incurred but not reported losses, caused the introduction of some adjustments and corrections into the order of evaluation of “the insurance component” in the GRP (Tables 2-4).

The initial examination of the constituent elements of the GRP formation of the insurance sector as part of the first of the approaches outlined above using the system of national accounts can be represented in the balance form as the process of financial resources formation (Table 2).

Turning to the second level of systematization of the element-by-element structure of the process of the GRP formation in the insurance sector, let us represent its inherent financial and distribution block in the balance form (Table 3).

Subsequently, the redistribution of financial resources leads to the release of their part from the money funds, which could potentially be classified as an «insurance component inside the Gross Regional Product» which is determined by the amount of value added of the insurance sector (Table 4).

The results of the practical implementation of the insurance capacity estimation approach reviewed above from the perspective of identifying and quantifying the identification of the «insurance component» of the GRP in 2007–2009 are presented in Table 5.

The data in Table 5 illustrates the low contribution of insurance sector in the formation of GRP. The observed positive dynamics of this indicator in the Republic of Bashkortostan (an increase from 0.129 to 0.186 percent) as well as multidirectional dynamics in other regions can not be unambiguously assessed because for the objective evaluation it is necessary to consider several additional factors such as the ratio of insurance charges and payouts by industries, forms and types of insurance, investment performance, provision of related activities, (non-insurance) services etc. (Table 6).

Considering the intensity of the insurance sector development from a position of assessing its role in the economy of the region, let us trace the dynamics

Table 2

Block of sources of financial resources development by the insurance sector of the economy

Parameters (constituent elements) of sources of financial resources (FR) in the insurance market	Groups of insurance services for the k-th region			
	Voluntary insurance		Pension insurance realized by the private pension funds	Total
	Life insurance (pensions and annuities with periodic payout of the insurance claims)	Other types of insurance (except life insurance)		
Insurance premiums (actually earned) — minus transfers to reinsurers	+	+	+	$\sum_{i=1}^n \Phi ЗСП_i$
Additional premiums (the income from the investment of insurance reserves) — minus the reinsurers' share in these	+	+	+	$\sum_{i=1}^n ДИ_i^{СТР}$
The income sum from the provision of related (ancillary) services	+	+	+	$\sum_{i=1}^n СПУ_i$
Total	$\sum \Phi P_{ж}$	$\sum \Phi P_{др}$	$\sum \Phi P_n$	$\sum \Phi P_i$

Table 3

Financial and distribution block of the insurance sector of economy

Parameters (constituent elements) of the financial and distribution (P) block	Groups of insurance services for the k-th region			
	Voluntary insurance		Pension insurance realized by the private pension funds	Total
	Life insurance (pensions and annuities with periodic payout of the insurance claims)	Other types of insurance (except life insurance)		
Insurance reimbursements (date of their payout came) — minus those paid by the reinsurers	(+)	(+)	(+)	$-\sum_{i=1}^n CB_i^1$
Pension payments	(+)	X	(+)	
Increase of the actuarial reserves (including reserves for insurance with profit sharing)	(+)	X	X	$-\sum_{i=1}^n \Delta AP_i$
Growth of pension provision	(+)	X	(+)	
Intermediate consumption of insurance companies	(+)	(+)	(+)	$-\sum_{i=1}^n ПП_i$
Total	$-\sum P_{ж}$	$-\sum P_{др}$	$-\sum P_n$	$-\sum P_i$

Table 4

Instrumental and evaluation block of the insurance component of the GRP

Parameters (constituent elements) of the insurance component block of the GRP (DS)	Groups of insurance services for the k-th region			
	Voluntary insurance		Pension insurance realized by the private pension funds	Total
	Life insurance (pensions and annuities with periodic payout of the insurance claims)	Other types of insurance (except life insurance)		
The amount of sources of funding resources (FR) in the insurance market	+	+	+	$\sum \Phi P_i$
The amount of the financial and distribution block (P)	(+)	(+)	(+)	$-\sum P_i$
Total	$\sum ДС_{ж}$	$\sum ДС_{др}$	$\sum ДС_n$	$\sum ВРП_i$

Table 5

The evaluation of the contribution made by insurance companies-residents into the formation of the GRP*, %

Constituent entity	Gross output of the insurance sector, thousands of roubles	Intermediate consumption of the insurance sector, thousands of roubles	Gross value added, thousands of roubles	Gross regional product, thousands of roubles	The percentage of gross value added of the insurance sector in GRP, %
2009					
The Republic of Bashkortostan	1 612 134,7	412 139,2	1 199 995,5	645 526 282,9	0,186
The Republic of Tatarstan	4 208 778,0	843 844,8	3 364 933,2	884 232 927,6	0,381
The Republic of Udmurtia	124 145,1	38 289,8	85 855,3	229 369 042,0	0,037
The Perm Territory	614 114,4	185 952,1	428 162,3	544 541 318,6	0,079
The Orenburg Region	0,0	0,0	0,0	414 537 194,2	0,000
The Sverdlovsk Region	455 133,0	431 075,4	24 057,6	823 833 037,8	0,003
The Chelyabinsk Region	1 116 570,7	518 385,7	598 185,0	564 670 933,1	0,106
2008					
The Republic of Bashkortostan	1 600 671,6	376 692,7	1 223 978,9	743 133 352,4	0,165
The Republic of Tatarstan	5 589 562,9	1 026 350,3	4 563 212,6	926 056 686,3	0,493
The Republic of Udmurtia	133 115,3	15 412,5	117 702,8	243 135 522,7	0,048
The Perm Territory	686 794,3	210 463,8	476 330,5	607 362 664,9	0,078
The Orenburg Region	2 420,0	1 100,0	1 320,0	430 023 135,9	0,000
The Sverdlovsk Region	2 065 986,2	692 469,8	1 373 516,4	923 550 807,7	0,149
The Chelyabinsk Region	1 789 428,1	558 981,7	1 230 446,4	664 492 706,2	0,185
2007					
The Republic of Bashkortostan	1 053 761,3	291 516,3	762 245,0	590 054 086,8	0,129
The Republic of Tatarstan	1 171 080,7	686 423,5	484 657,2	757 401 405,8	0,064
The Republic of Udmurtia	172 764,5	46 689,3	126 075,2	205 647 362,6	0,061
The Perm Territory	214 542,0	163 635,0	50 907,0	477 794 157,7	0,011
The Orenburg Region	10 870,6	2 822,0	8 048,6	370 880 914,2	0,002
The Sverdlovsk Region	2 517 268,8	643 205,6	1 874 063,2	820 792 498,3	0,228
The Chelyabinsk Region	1 726 326,6	697 860,7	1 028 465,9	575 643 732,3	0,179

* The data is taken into calculation only on insurance companies-residents by virtue of the fact that the GRP, estimated by production method, is the sum of gross value added «created by all resident institutional units on the economic territory of the region (excluding net taxes on products)»: Methodological provisions of statistics, Vol. 1, Ch. 7 «System of National Accounts». Moscow: Federal State Statistics Service of Russia, 1996.

Table 6

Evaluation of the contribution of non-resident insurance companies in the formation of the GRP, %

Constituent entity	The percentage of gross value added of the insurance sector in GRP, %		
	2007	2008	2009
The Russian Federation*	0,816	0,728	0,575
The Republic of Bashkortostan	0,129	0,165	0,186
The Republic of Tatarstan	0,064	0,493	0,381
The Republic of Udmurtia	0,061	0,048	0,037
The Perm Territory	0,011	0,078	0,079
The Orenburg Region	0,002	0,000	0,000
The Sverdlovsk Region	0,228	0,149	0,003
The Chelyabinsk Region	0,179	0,185	0,106

* For the Russian Federation, the calculation was done by the ratio of total gross value added of the insurance sector to the total amount of gross regional product of the constituent entities, %

of gross output and gross value added of the insurance services sphere of per capita in the regions under study (Table 7).

In addition to all factors mentioned above, the global financial crisis of 2008–2009 has affected the role of the insurance sector in reduc-

ing the intensity and in shaping the GRP, as well as:

— reducing the number of insurance companies-residents while simultaneously increasing the number of branches of non-regional insurance companies;

The intensity of the insurance sector role development in the economy of the region

Constituent entity	The gross output of insurance industry per capita, roubles			Gross value added of the insurance sector per capita, thousands of roubles		
	2007	2008	2009	2007	2008	2009
The Russian Federation	2 375,77	2 835,60	2 431,76	1 680,93	1 976,78	1 532,57
The Republic of Bashkortostan	260,07	394,74	396,92	188,12	301,84	295,45
The Republic of Tatarstan	311,32	1 484,34	1 115,34	128,84	1 211,78	891,72
The Republic of Udmurtia	112,53	86,97	81,28	82,12	76,90	56,21
The Perm Territory	78,74	253,12	227,05	18,68	175,55	158,30
The Orenburg Region	5,12	1,14	0,00	3,79	0,62	0,00
The Sverdlovsk Region	572,41	470,06	103,58	426,15	312,51	5,47
The Chelyabinsk Region	491,32	509,83	318,24	292,70	350,57	170,49

— decreasing the effectiveness of the investment activity performed by the insurance companies;

— excessing growth of intermediate consumption over the growth of gross output (basing on the results of 2009 in five of the six regions put under review¹).

Summarizing the foregoing, we can formulate the following conclusions:

1. Cash flows in the insurance industry are the result of interaction between the subjects of insurance relations, they are redistributive by nature, and have an impact on the development of regional economy through the implementation of protective and storage functions of insurance and investment of temporarily free funds of the insurers.

2. The feature of the reproductive cycle of the insurance is the fact that the sale of insurance services precedes its production. There is always a time period between payment for services and production of the service itself during which the funds received by the insurer are accumulated in the insurance reserves. First, the insurer gets an insurance protection in exchange for a premium paid, but its material expression — the insurance payout — the insurer gets only after the accident.

3. The real participation of the insurance sector in the formation of the gross regional product begins only at the stage of distribution when the cost of insurance products is implemented and from the received insurance premiums individual elements of cost are allocated (income of the insured, the income of the insurer, income of owners of means of production, income of the insurance brokers etc.).

4. Value added which is created in the production phase of an insurance product, is quantitatively formed in the process of cost allocation.

5. For more adequate assessment results of an insurance component in the formation of GRP at the regional level, there is a need for the accumulation of detailed statistical information and the creation of meaningful information files that enable one to fully leverage the whole range of parametric characteristics that reflect the level of insurance capacity in the region.

6. Insurance companies that have branches in other regions, reflect the results of insurance operations at the place of state registration of companies, which significantly overstates the share of their contribution to the formation of GRP in the region of registration and at the same time lowers the share of the insurance sector in the formation of GRP territories where their branches are located. All this leads to distortion of the results of evaluation of the role of the insurance sector in the formation of GRP on individual subjects of the Russian Federation and makes interregional comparisons difficult.

7. We can highlight the following key areas of increasing “the insurance component of the GRP”:

— Establishing of a regional environment which is helpful for increasing the number of resident insurance companies, mutual insurance companies and insurance intermediaries (insurance agents and brokers);

— Clarifying a method of the GRP calculation in combination with the improvement of the regulatory framework of accounting and financial reporting, adaptation of the list of indicators, forms and the way that the subjects of insurance maintain business statistics, accounting and tax reporting;

— Creating attractive investment conditions at the regional level to facilitate the integration of elements of regulation, allowing unifying requirements for the placement of assets of insurers to guarantee the return of assets and the relative profitability of investments.

¹ The Orenburg Region was not taken in the calculation due to absence of insurance companies-residents.

References

1. Nalogovyy kodeks Rossiyskoy Federatsii (chast' vtoraya) ot 05.08.2000g. № 117-FZ. [Tax Code of the Russian Federation (Part Two) from 05.08.2000. № 117-FZ].
2. Prikaz Minfina RF ot 06.05.1999 №33n «Ob utverzhdenii Polozheniya po bukhgalterskomu uchetu «Raskhody organizatsii» PBU 10/99» [Order from the Ministry of Finance 06.05.1999 № 33n “On approval of accounting pronouncement “Costs of the organization”, Accounting Pronouncement 10/99].
3. Goskomstat (Russian State Statistics Committee) (1996). Metodologicheskie polozheniya po statistike, vyp. 1, gl. 7 “Sistema natsional'nykh schetov” [Methodological guidelines on statistics, vol. 1, ch. 7 “System of national accounts”]. Moscow: Goskomstat.
4. Gomellya V. B. (2010) Ocherki ekonomicheskoy teorii strakhovaniya [Essays on the economic theory of insurance]. Moscow: Finances and statistics.

Information about the authors

Tatarkin Aleksandr Ivanovich (Ekaterinburg) — Doctor of Economics, Professor, member of the Academy of Sciences, Director of the Institute of Economics, Ural Branch of the Russian Academy of Sciences (620014, Ekaterinburg, Moskovskaya St. 29, e-mail: tatarkin_ai@mail.ru).

Safuanov Rafael' Makhmutovich (Ufa) — Ph.D. in Economics, associate professor, chairman of «Accounting, analysis, auditing and statistics» department at Ufa State Academy of Economics and Service (450078, Republic of Bashkortostan, Ufa, Chernyshevskogo St. 145, e-mail: safuanov54@mail.ru).